


FREEBIE!



SUMMER PRONOUN PACKET
HE, SHE, THEY, HIM,
HER, HIS, HERS



CONTENTS AND DIRECTIONS:

Page 3: Circle all of the pictures that show a she and underline all of the pictures that show a he.

Page 4: Circle him or her to describe the picture. More advanced students are asked to develop a sentence using the chosen pronoun and picture.


Page 5: Write in the correct gender pronoun to start the sentence. Use the choices of she or he.

Pages 6-8: Story Activity: Cut out the ocean pictures. Student listens to the scuba diving story and guesses which pronoun should be used to fill in the blanks using the choices of she, he or they. The child also listens and then identifies the ocean items mentioned in the story. They are encouraged to find the item and to glue it onto the correct portion of the scuba diving sorting mat. The upper portion of the scuba diving mat is Ella, who is scuba diving girl. The bottom portion of the mat is her brother Landon, who is a scuba diving boy.

Page 9: Write the correct pronoun on the line (she, he, hers, or his).

Additional speech & language activities: Have the student label each ocean item before and after the reading of the story. Have the student repeat a sentence using each item and pronoun to describe the picture. Sentence example: "He scuba dived by the blue shell."

Circle all of the pictures that show a SHE and underline all of the pictures that show a HE.



CIRCLE THE CORRECT OBJECT PRONOUN

More Advanced Level: Students makes up a sentence using the chosen pronoun and shown picture. For example: "Charlie gave him a frog." Or, "Her balloons were yellow and pink."



HIM

OR


HER



HIM

OR


HER



HIM

OR

HER



HIM

OR

HER



_____ likes to build sand castles.



_____ enjoys snorkeling in the ocean.




_____ likes to play at the beach.



_____ is swimming under the water.







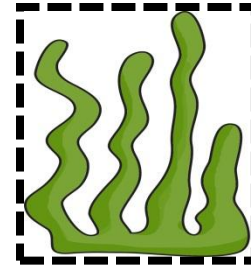





_____ likes to swim in the lake.



Cut out each ocean item and follow the story to find out which portion of the scuba diving sorting mat that they should be glued on to.

Answers: Ella saw a blue and yellow fish, a pink shell, a dolphin, a sea turtle, and a crab.
Landon saw a shark, a blue shell, a yellow and purple fish, seaweed, and an octopus.



Teacher: Read the story to the student. Stop to have the student choose the correct pronouns. Also, instruct the student to choose the correct ocean item from a pile that is laid out in front of him or her, and to glue the ocean item onto the correct portion of the scuba diving mat. The upper portion is Ella, the ocean scuba diving girl. The bottom portion is, Landon, the ocean scuba diving boy.

Ella went scuba diving with her brother Landon. Landon once told her that he loves to go scuba diving because **(she/he/they)** both get to see a lot of ocean animals when they do.



Landon's favorite ocean animal is the **shark**! Can you put the **shark** on his ocean scuba diving mat?

Ella loves to scuba dive in the ocean because **(she/he/they)** can see two of her favorite things; **blue and yellow fish** and **pink shells**! Please put the **blue and yellow fish** and the **pink shell** near Ella on the upper portion of the mat.

Ella really enjoys seeing the **dolphins**. **(He/She/They)** thinks that **dolphins** are cool because they can jump high and out of the water and because they make cute noises when they talk to each other.


When Landon is under water **(he/she/they)** likes to look for the **blue shells** and **yellow and purple fish**. **(He/She/They)** often finds the **blue shells** and **yellow and purple fish** at the bottom of the ocean and among the **green seaweed** and **purple octopi**. Please put the **blue shells, yellow and purple fish, green seaweed and the octopus on the bottom portion of the sorting mat and near Landon**.

Landon's longest dive was just last week. **(She/He/They)** went all over the ocean bottom for almost 30 minutes! He is really getting good at scuba diving!

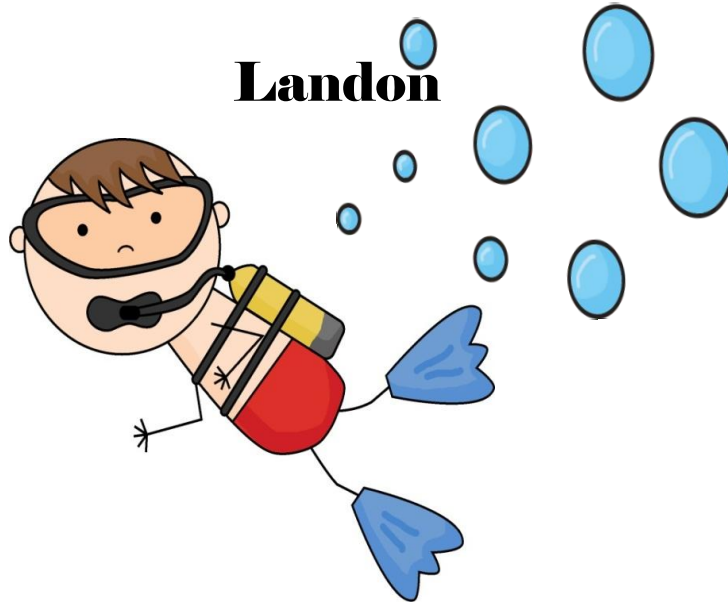
Guess what? Earlier in the day Ella saw a **sea turtle**! Yep, it's true. The sea turtle was very exciting for **(her/him)** to see! The **sea turtle** just happened to be near a **red crab** that was starting to walk out of the water and onto the shore. Ella watched both of those amazing ocean animals move slowly and onto the sand.

Scuba diving is so much fun. Landon and Ella can't wait until **(she/he/they)** can go back and scuba dive in the ocean on another super fun summer day!

Ella



Landon



Write the correct pronoun on the line (she, he, hers, or his)

Snorkeling is a favorite past time of

_____.



_____ is going to be safe in the water.



Making sand castles is a favorite activity of

_____.



Playing at the beach is a favorite past time of

_____ favorite season is summer.



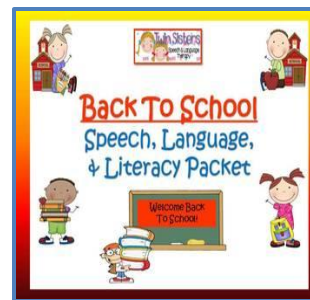
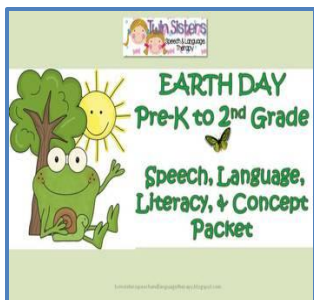


_____.



_____ enjoys swimming under water.



Thank you so much for downloading a Twin Sisters Speech & Language Therapy LLC document! If you enjoyed this summer- themed document you may be interested in some of our other fun and useful speech, language and literacy themed units that are a mixture of color and black and white worksheets and/or only black and white worksheets. Please click on the pictures below to obtain detailed descriptions about each product.



Clip Art Credit:
Scrappin Doodles

Credit for the borders:
Pacing Crayon Designs



Link to:
[TSALT TpT Store](#)
[TSALT Facebook](#)
[TSALT Blog](#)